

County of San Diego  
COVID-19 Education Sector  
Created 6/19/20

# CDPH:COVID-19 INDUSTRY GUIDANCE: Schools and School Based Programs

## CDE: Guidebook

# San Diego County Public Health Order :

(Effective June 19, 2020)

- All public, charter and private schools may hold classes or school business operations on the school campus, provided the school complies with the measures contained in the State COVID-19 Industry Guidance: Schools and School-Based Programs issued by the CDPH (including the face covering requirements contained therein), also incorporating where feasible the guidelines provided in Stronger Together: A Guidebook for the Safe Reopening of California's Public Schools issued by the California Department of Education
- Each school shall complete and post a document detailing the actions the school is taking to comply with the CDPH Industry Guidance measures after considering the CDE Guidelines noted above. Colleges and Universities shall not hold classes or other school activities where students gather on the school campus, except for research-related activities in colleges and universities and where necessary to train students who will serve as essential workers

[Read the Full Public Health Order Here](#)

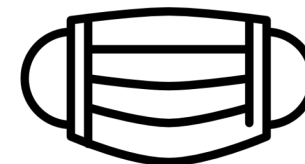

# CA Department of Public Health

- June 5, the CA Dept. of Public Health Released COVID-19 Industry Guidance: Schools and School Based Programs
- These slides highlight key points of the COVID-19 INDUSTRY GUIDANCE: Schools and School Based Programs; please refer to the actual [guidance here](#) for more details
- To get up to date information and implementation support visit our website [www.Coronavirus-sd.com/K12Schools](http://www.Coronavirus-sd.com/K12Schools)

## 2. Promote Healthy Hygiene Practices

CDPH COVID19 Industry Guidance pg. 5  
CA Dept. of Ed. Stronger Together Guidebook:  
pg. 1,5,6

- Wash hands frequently, use hand sanitizer when handwashing is not practicable, consider portable handwashing stations
- Students **should be encouraged to use cloth face coverings**. Face coverings are most essential in settings where physical distancing cannot easily be maintained, such as school buses
- **All staff should use cloth face coverings** unless Cal/OSHA standards require respiratory protection. Teachers can use face shields



# Face Shield Best Practices

## Best Practices for using Face Shields when interacting with individuals with hearing loss or disabilities

Face coverings should be worn by employees who are interacting with the public at businesses.



When interacting with a person who may need access to important facial cues, properly place the face shield on your face after washing or sanitizing your hands.



Remove your facial covering and continue to maintain physical distancing during your interaction.



After the interaction, place your facial covering back on your face.



Once you have put on your facial covering, remove the face shield and wash or sanitize your hands.



# 3. Intensify Cleaning, Disinfection, and Ventilation

- **Consider suspending** or modifying use of sharable site resources, **consider suspending use of drinking fountains** and instead encourage the use of reusable water bottles or hydration stations
- **Staff should disinfect frequently-touched surfaces** within school and on school buses daily and, as practicable, frequently throughout the day
- **Buses should be thoroughly cleaned and disinfected daily** and after transporting anyone with symptoms of COVID-19.
- **Limit use of shared toys, games, art supplies playground equipment** in favor of physical activities that require less contact with surfaces





# 4. Implementing Distancing Inside and Outside the Classroom

## Arrival and Departure

- Open windows and maximize space on school buses where practicable
- Stagger arrival and drop off-times and locations as consistently as practicable
- **Designate routes for entry and exit, multiple entrances as feasible.** Put in place other protocols to limit direct contact with others
- Consider using privacy boards or clear screens

## Non-Classroom Space

- Limit nonessential visitors, volunteers and activities
- Limit communal activities where practicable
- Consider use of non-classroom space for instruction, including regular use of outdoor space
- Serve meals in classrooms or outdoors instead of cafeterias or group dining rooms
- Consider holding recess activities in separated areas designated by class

# 4. Implementing Distancing Inside and Outside the Classroom


## Classroom Space

- Students should remain in the same space and in groups as small and consistent as practicable
- Maximize space between seating and desks
- Distance teacher and other staff desks at least six feet away from student desks
- Consider spacing students as practicable, such as, six feet between desks, partitions between desks, markings on classroom floors to promote distancing
- Implement procedures for turning in assignments to minimize contact



## 5. Limit Sharing

- Keep each child's belongings separated. Ensure belongings are taken home each day to be cleaned
- Ensure adequate supplies to minimize sharing of high-touch materials (art supplies, equipment, etc.) to the extent practicable, clean and disinfect between uses
- Avoid sharing electronic devices, clothing, toys, books and other games or learning aids as much as practicable



## 6. Train All Staff and Educate Families

- **Train all staff and provide educational materials to families in the following safety actions:**
- **Enhanced sanitation practices**
- **Physical distancing guidelines and their importance**
- **Use of face coverings**
- **Screening practices**
- **COVID-19 specific symptom identification**
- Consider conducting the training and education virtually, or, if in-person, ensure distancing is maintained.
- Information should be provided to all staff and families on proper use, removal and washing of cloth face coverings.



# 7. Check for Signs and Symptoms



- **Encourage staff and students** who are sick or who had contact with a person with COVID-19 to stay home.
- **Document/track incidents of possible exposure and notify local health officials, staff and families immediately of any positive case of COVID-19**
- **Conduct visual wellness checks of all students and take students' temperature** with a no-touch thermometer
- **Monitor staff and students throughout the day for signs of illness**; send home students and staff with a fever of 100.4 degrees or higher, cough or other COVID-19 symptoms
- **Ask about COVID-19 symptoms within the last 24 hours** and whether anyone in their home has had COVID-19 symptoms or a positive test

CDPH COVID19 Industry Guidance pg. 10  
CA Dept. of Ed. Stronger Together Guidebook: pg. 3,4

# 8. Plan for When a Staff Member, Child or Visitor Becomes Sick



- Identify an isolation room or area to separate anyone who exhibits symptoms of COVID-19
- Students or staff exhibiting symptoms should immediately be required to wear a face covering and wait in an isolation
- Notify local health officials, staff and all families immediately of any positive case of COVID-19
- Close off areas used by any sick person and do not use before cleaning and disinfection. Wait 24 hours before you clean and disinfect. If it is not possible to wait 24 hours, wait as long as practicable
- Advise sick staff members and students not to return until they have met CDC criteria to discontinue home isolation
- Ensure that students, including students with disabilities, have access to instruction when out of class, as required by federal and state law
- Provide students, teachers and staff from higher transmission areas opportunities for telework, virtual learning, independent study and other options as feasible

CDPH COVID19 Industry Guidance pg. 11,12  
CA Dept. of Ed. Stronger Together Guidebook:  
pg. 2,3, 4,6,7,8, 44,52

## 9. Maintain Healthy Operations



- **Designate a staff liaison** or liaisons to be responsible for responding to COVID-19 concerns.
- **Maintain communication systems that allow staff and families to self report symptoms** and receive prompt notifications of exposures
- **Support staff and students who are at higher risk for severe illness** or who cannot safely distance from household contacts at higher risk, **by providing options such as telework, virtual learning or independent study**

CDPH COVID19 Industry Guidance pg. 13  
CA Dept. of Ed. Stronger Together Guidebook:  
pg. 2,3, 4,6,7,8, 44,52

# 10. Considerations for Partial or Total Closures

*When a student, teacher or staff member tests positive for COVID-19 and had exposed others at the school, implement the following steps:*

- In consultation with the local public health department, the appropriate school official may decide whether school closure is warranted
- Given standard guidance for isolation at home for at least 14 days after close contact, the classroom or office where the patient was based will typically need to close temporarily as students or staff isolate
- Additional close contacts at school outside of a classroom should also isolate at home
- Develop a plan for continuity of education. Consider in that plan how to also continue nutrition and other services provided in the regular school setting



# Closing

These slides in no way replace reading the full guidance. Please read the document in its entirety before beginning your planning. It can be found [here](#).

For more information on implementation please use the [Stronger Together: A Guidebook for the Safe Reopening of Californian Schools](#)

Thank you!

